



# TECHNICAL DATA SHEET (TDS)

---

---

POSEIDON | 2023



## 1. Product

### 1.1. Product Description

Poseidon and Poseidon Brush is a polymer-based coating which, after application, dries to a flexible membrane with high crack bridging properties, for the waterproofing of surfaces in showers, bathrooms, steam areas, wet rooms that need waterproofing prior to tiling.

Poseidon and Poseidon Brush is applied with an airless spray machine, roller, or a paintbrush.

No corner reinforcements are needed.

Poseidon or Poseidon Brush should not be applied on surfaces containing bitumen or asphalt.

Poseidon or Poseidon Brush should not be applied on surfaces with continuous water contact or water pressure.

Poseidon or Poseidon Brush should not be applied to moving cracks.

Poseidon or Poseidon Brush should not be applied on surfaces not suitable for application of water born coatings.

Poseidon and Poseidon Brush is VOC free.

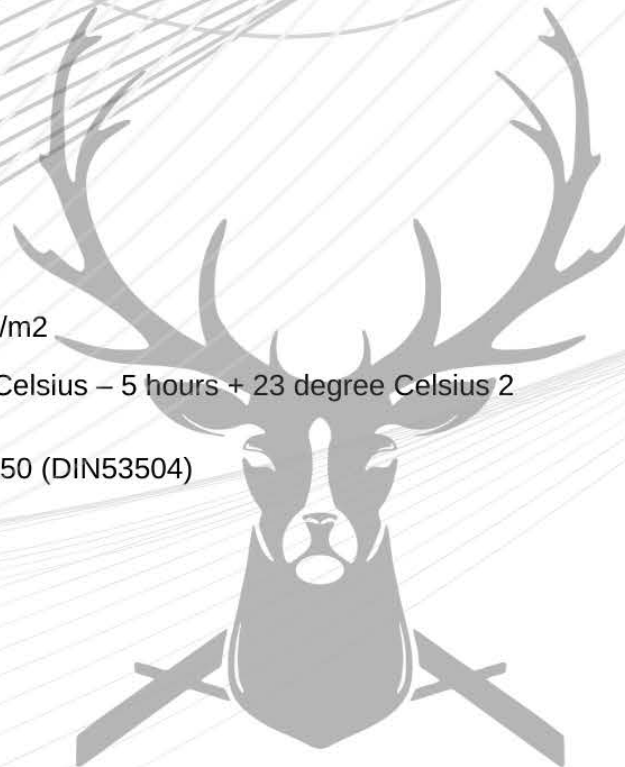
### 1.2. Product Adhesion

Poseidon and Poseidon Brush will adhere to the following substrates.

- 1.2.1. \* Concrete and concrete blocks
- 1.2.2. \* Bricks
- 1.2.3. \* Cement based plaster and water-resistant plasterboards
- 1.2.4. \* Existing tiles on floors and walls.
- 1.2.5. \* Other substrates suitable for wet rooms

### 1.3. Product Characteristics

- 1.3.1. \* Blue liquid
- 1.3.2. \* Density: 1.2 kg/litre
- 1.3.3. \* Solids: 60% +/- 2%
- 1.3.4. \* Total consumption: 0.8 kg/m<sup>2</sup>
- 1.3.5. \* Drying time: + 5 degrees Celsius – 5 hours + 23 degree Celsius 2 hours
- 1.3.6. \* Elongation at fracture: > 250 (DIN53504)
- 1.3.7. \* VOC: < 5 ppm





- 1.3.8. \* Resistance of Poseidon and Poseidon Brush: temperature fluctuations
- \* Solvents and oils – average
- \* Acids and alkaline – average

#### 1.4. Product Packaging

- 1.4.1. Poseidon Brush 7kg – Pallets 72 tubs of 7kg – Total 504g
- 1.4.2. Poseidon 12kg – Pallets 44 tubs of 12kg – Total 528kg

#### 1.5. Product Storage

Poseidon and Poseidon Brush should be stored in the dry, out of direct sunlight, between 5-20 degrees Celsius. Protect from Freezing. Storage for 12 months of manufacture date in original unopened packaging.

### 2. Application.

#### 2.1. Preparation

- 2.1.1. \* Ensure the surfaces to be sealed are dust free.
- 2.1.2. \* Remove loose or flaking material, surface efflorescence and standing water and all other kinds of pollutions that may affect adhesion.
- 2.1.3. \* When applying on cement based surfaces, these must be dry and solid.
- 2.1.4. \* Use a cement based mortar to close all gaps, joints, or a fast set gypsum plaster for small repairs.
- 2.1.5. \* Prepare the substrate as for a paint job.
- 2.1.6. \* Ensure surfaces on which Poseidon or Poseidon Brush will be applied are hydrophobic or suitable for application of a waterborne coating.
- 2.1.7. \* Applying on existing tile floors is possible, providing they are well adhering and roughened.
- 2.1.8. \* Apply paintable flexible acrylic waterproof sealant on all floor to wall and wall to wall joints.
- 2.1.9. \* Fill the joints between the substrate, and the draining and tubes, with a paintable and flexible acrylic waterproof sealant. When these joints are < 5mm, enlarge these before applying the sealant.



## 2.2. Application

- 2.2.1. \* Mix before use for homogenisation.
- 2.2.2. \* Product is ready to use.
- 2.2.3. \* Do not add water or solvents.
- 2.2.4. \* Apply Poseidon or Poseidon Brush with a airless spray device (such as a Graco 595), roller or a paintbrush.
- 2.2.5. \* Total coverage in 2 layers is minimal 800 gr/m<sup>2</sup>, or 2 layers of approx. 400 gr/m<sup>2</sup> depending on the roughness of the substrate.
- 2.2.6. \* Second layer to be applied crosswise on the first layer, when the first layer is dried.
- 2.2.7. \* Finish the second layer of Poseidon or Poseidon brush after the first layer has dried out (24-48 hours after application).
- 2.2.8. \* Apply tiling when finished. Suitable tiling glues: cement glue class C2 or dispersion glue class D2TE according EN12004.
- 2.2.9. \* Avoid contact with water or other liquids during the drying phase.
- 2.2.10. \* Ensure ventilation in cases of high humidity.






## 2.3. Cleaning

- 2.3.1. \* Poseidon or Poseidon Brush can be easily cleaned using water.
- 2.3.2. \* Poseidon or Poseidon Brush can be recycled once any Poseidon or Poseidon Brush product has been removed from the tubs and lids. This can be peeled of when dry or cleaned using water.





### 3.0. Test report's

TEST	SUBJECT	VALUE	STANDARD
	FORM	BLUE LIQUID	
	DENSITY	1,2 KG/LITRE	
	SOLIDS	60% +/- 2%	
	TOTAL CONSUMPTION (MINIMAL)	0,8 KG/M <sup>2</sup>	
	DRYING TIME	+23° C: 2 HOURS +5° C: 5 HOURS	
	ELONGATION AT FRACTURE	> 250	DIN 53504
	VOC	< 5 PPM	
	RESISTANCE OF SANIPROOF LIQUID	*TEMPERATURE FLUCTUATIONS AND AGEING: EXCELLENT *SOLVENTS AND OILS: AVERAGE *ACIDS AND ALKALINE: AVERAGE	
	SYSTEM TEST POSEIDON - LATICRETE LHT - LATICRETE 1600	PASSES CYCLES 1 - 10	ASTM C627-18
	VOC EMISSION TEST / SMALL CHAMBER METHOD	0,00 MG/M <sup>3</sup> (96HR)	ASTM D5116
	7 DAY SHEAR	127 PSI (>50PSI)	ANSI A118.12
	7 DAY WATER IMMERSION	109 PSI (> 50PSI)	ANSI A118.12
	4 WEEK SHEAR STRENGTH	197 PSI (> 50PSI)	ANSI A118.12

Canada +1 (613) 927 1011 UK (+44) 01223 208174 USA +1 (347) 220 8403

FOLLOW US ONLINE



WWW.INTELLIGENTMEMBRANES.COM

5 of 9





**ADHESION ON TO:**  
**RED BRICK (POROTHERM)**  
**CONCRETE BRICK**  
**SAND/CEMENT SCREED**  
**CONCRETE TILE CALCIUM**  
**SILICATE PLASTER**  
**CONCRETE**

1,6 N/MM<sup>2</sup>  
 1,4 N/MM<sup>2</sup>  
 1,3 N /MM<sup>2</sup>  
 1,6 N /MM<sup>2</sup>  
 1,0 N /MM<sup>2</sup>  
 1,5 N /MM<sup>2</sup>

ISO4624 (2016)



**INITIAL TENSILE ADHESION**  
**TENSILE ADHESION AFTER**  
**IMMERSION**  
**TENSILE ADHESION AFTER**  
**AGEING**  
**TENSILE ADHESION AFTER**  
**IMMERSION IN CHLORINATED**  
**WATER**

0,9 N/MM<sup>2</sup>  
 1,0 N/MM<sup>2</sup>  
 1,2 N/MM<sup>2</sup>  
 0,8 N/MM<sup>2</sup>

ETAG 022 +  
 EN 14891



**WATERTIGHTNESS**  
**WATER ABSORPTION**

**WATERPROOF**  
**< 6 GR**

EN 14891PAR. A7



**CRACK BRIDGING**

3,5 MM  
 PASS

NBN EN 14891  
 ETAG022



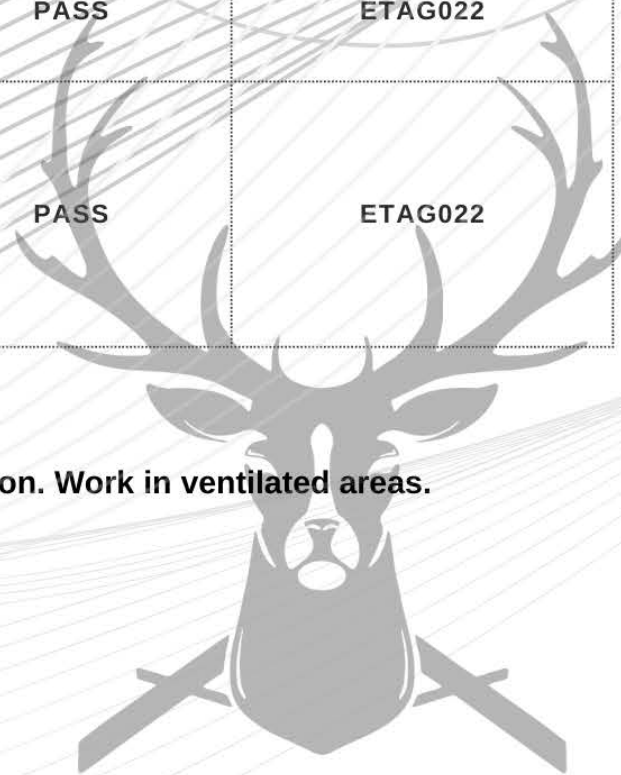
**JOINT BRIDGING ABILITY**

PASS

ETAG022

**SAFETY-** Consult the Safety Data Sheet prior to application. Work in ventilated areas.

Always refer to the C.O.S.H.H sheet.





## 4.0. Do's and don'ts

### DO'S

- 4.1. Do ensure the substrate is clean, solid, and dust free
- 4.2. Do fill holes in the substrate with repair mortar
- 4.3. Do apply flexible sealant on all corners and around the drains
- 4.4. Do mask any surface areas you do not want to get hit from potential overspray
- 4.5. Do use advised primer as specified in the product sheet
- 4.6. Do mix the product before use
- 4.7. Do apply in two coats
- 4.8. Do check for complete and closed coverage
- 4.9. Do check wet film thickness with a wet film gauge
- 4.10. Do clean equipment shortly after use with water
- 4.11. Do avoid contact with water or any other liquids during drying
- 4.12. Do ensure ventilation for proper drying
- 4.13. Do protect POSEIDON against damages until tiling is applied
- 4.14. Do read the C.O.S.H.H sheet; Use appropriate PPE
- 4.15. Do clean up any spills in the area immediately to avoid a slippery surface

### DON'TS

- 4.16. Do not apply on a wet substrate
- 4.17. Do not apply on substrate with loose or flaking material
- 4.18. Do not consume POSEIDON
- 4.19. Do not dilute POSEIDON with water or solvents
- 4.20. Do not use POSEIDON as filler on gaps > 5mm
- 4.21. Do not use POSEIDON if within 24 hours of application , temperatures of 5 degrees Celsius are expected
- 4.22. Do not apply POSEIDON on bitumen or asphalt containing substrates, on substrates with continuous water contact or water pressure, to cover moving cracks, nor on substrates not suitable for application of waterborne coatings
- 4.23. Do not leave POSEIDON unfinished; this product is intended to be tiled over
- 4.24. Do not keep POSEIDON product in temperatures < 5 degrees Celsius. Store according to product instructions



## 5.0. DATE OF THIS EDITION: 12/01/2023

Our general conditions of sale apply. This document does not have a contractual value. This technical data sheet replaces and cancels the previous edition. The information given in the sheet has the purpose to inform and advise you. At every moment, this sheet can be adapted because of technical evolution. All information is given in good faith and without any warranty. The application use and processing of these products are beyond our control and therefore the entire responsibility of the user/client/applicator. The user of the product must test the product's suitability and apply for the intended purpose. Established liability if for any reason is always limited to the value of the goods supplied by INTELLIGENT MEMBRANES reserve the right to change the properties of its product. User must always refer to the most recent issue of the local Product Data Sheet, copied of which will be supplied on request.







Canada +1 (613) 927 1011

UK (+44) 01223 208174

USA +1 (347) 220 8403

FOLLOW US ONLINE



[WWW.INTELLIGENTMEMBRANES.COM](http://WWW.INTELLIGENTMEMBRANES.COM)

9 of 9